



Features and Benefits

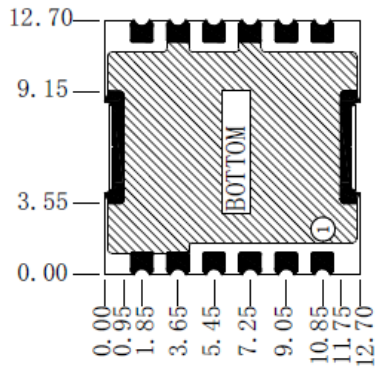
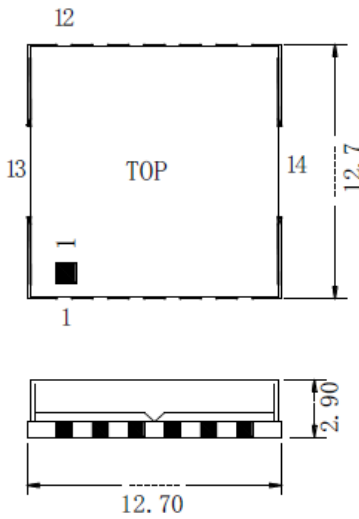
Frequency Range: 2010-2030MHz
Supply Voltage: 5.0V
Current: 30mA Max.
3 wire serial integer PLL
Output power: +11.0dBm Max.
Phase noise: -100dBc/Hz@10KHz
Operating temperature: -40°C--+85°C
Size: 12.7x12.7x2.9mm
Package type: SMD

Typical Applications

SATCOM radio link
Point-to-Point radio
Receiver
MMDS
Test Equipment
WiMAX
Radar

Mechanical Drawing & Pin Connections

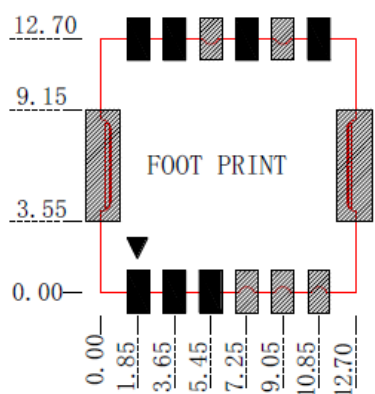
Drawing No: MD240075-1



Pin Connections:

Pin	Function
1	CLK
2	DATA
3	LE
4-6	GND
7	VCC(VCO)
8	GND
9	RF Out
10	GND
11	Lock Detect
12	Vcp(PLL)
13&14	GND

Unit in mm
1mm = 0.0394 inches





Specifications

Parameter	Units	Min.	Typical	Max.
Operating Frequency Range	MHz	2010		2030
Output Power	dBm	+7.0	+9.0	+11.0
Step Size	KHz		50	
Settling Time	msec		10	30
Output Impedance	Ω		50	
Phase Noise @1kHz offset	dBc / Hz		-72	-67
Phase Noise @10kHz offset	dBc / Hz		-100	-95
Phase Noise @100kHz offset	dBc / Hz		-121	-116
Phase Noise @1MHz offset	dBc / Hz		-141	-136
2nd Harmonic Suppression	dBc		-38	-20
Sideband Spurious Suppression	dBc			-75
Reference (frequency)	MHz		13	
Reference (Freq. Stability)	ppm			2.5
VCO Power Supply (Vcc) Voltage	Vdc		5	
VCO Power Supply (Vcc) Current	mA		22	30
PLL Power Supply (Vcp) Voltage	Vdc		5	
PLL Power Supply (Vcp) Current	mA		5	10
Operating Temperature Range	$^{\circ}\text{C}$	-40		+85