



### Features and Benefits

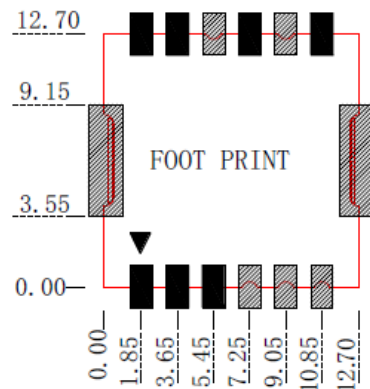
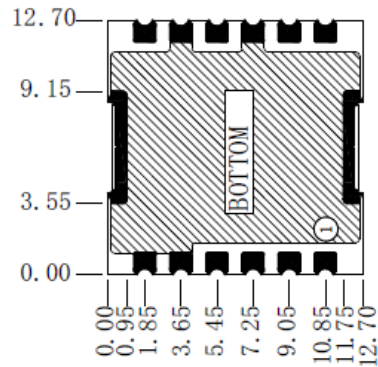
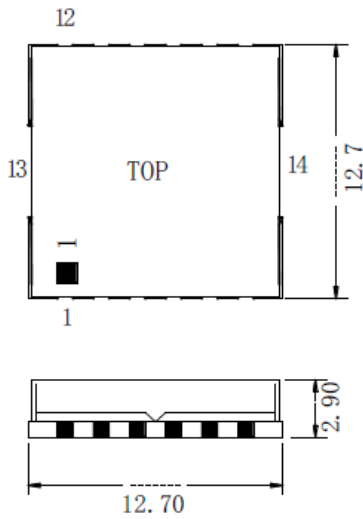
- Frequency Range: 2050-2070MHz
- Supply Voltage: 5.0V
- Current: 30mA Max.
- 3 wire serial integer PLL
- Output power: +9.0dBm Max.
- Phase noise: -99dBc/Hz@10KHz
- Operating temperature: -40°C--+85°C
- Size: 12.7x12.7x2.9mm
- Package type: SMD

### Typical Applications

- SATCOM radio link
- Point-to-Point radio
- Receiver
- MMDS
- Test Equipment
- WiMAX
- Radar

### Mechanical Drawing & Pin Connections

Drawing No: MD240075-1



Pin Connections:

Pin	Function
1	CLK
2	DATA
3	LE
4-6	GND
7	VCC(VCO)
8	GND
9	RF Out
10	GND
11	Lock Detect
12	Vcp(PLL)
13&14	GND

Unit in mm  
1mm = 0.0394 inches



## Specifications

Parameter	Units	Min.	Typical	Max.
Operating Frequency Range	MHz	2050		2070
Output Power	dBm	+5.0	+7.0	+9.0
Step Size	KHz		100	
Settling Time	msec		10	30
Output Impedance	$\Omega$		50	
Phase Noise @1kHz offset	dBc / Hz		-72	-67
Phase Noise @10kHz offset	dBc / Hz		-99	-94
Phase Noise @100kHz offset	dBc / Hz		-121	-116
Phase Noise @1MHz offset	dBc / Hz		-141	-136
2nd Harmonic Suppression	dBc		-38	-20
Sideband Spurious Suppression	dBc			-75
Reference (frequency)	MHz		13	
Reference (Freq. Stability)	ppm			2.5
VCO Power Supply (Vcc) Voltage	Vdc		5	
VCO Power Supply (Vcc) Current	mA		25	30
PLL Power Supply (Vcp) Voltage	Vdc		5	
PLL Power Supply (Vcp) Current	mA		5	10
Operating Temperature Range	$^{\circ}\text{C}$	-40		+85