



### Features and Benefits

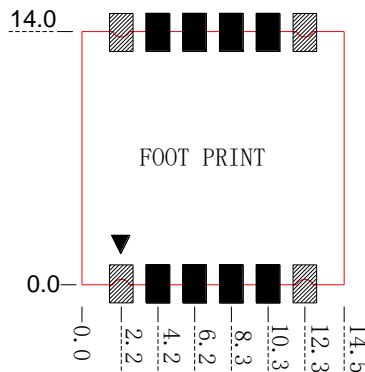
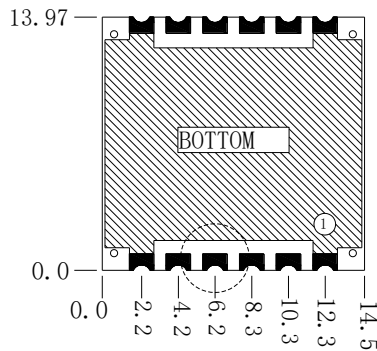
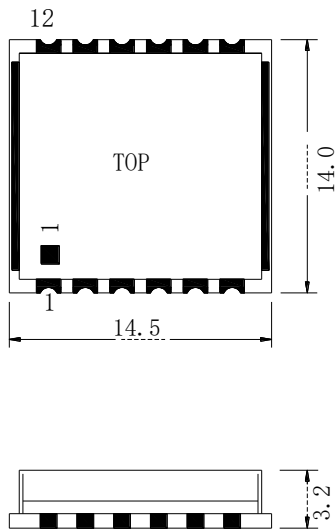
Frequency Range:1620-1660MHz  
Supply Voltage:5.0V  
Current: 30mA Max.  
3 wire serial integer PLL  
Output power: +4.0dBm Max.  
Phase noise: -98dBc/Hz@10KHz  
Operating temperature: -40°C--+85°C  
Size:14.5x14x3.2mm

### Typical Applications

Base station  
Cable TV  
Satellite Communications  
UHF radio link

### Mechanical Drawing & Pin Connections

Drawing No: MD240061-1



Pin Connections:

Pin	Function
1	GND
2	CLK
3	Vcc(VCO)
4	Lock Detect
5	RF Out
6&7	GND
8	Ref. IN
9	Vcp(PLL)
10	DATA
11	LE
12	GND

Unit in mm  
1mm = 0.0394 inches



### Specifications

Parameter	Units	Min.	Typical	Max.
Operating Frequency Range	MHz	1620		1660
Output Power	dBm	0	+2.0	+4.0
Step Size	KHz		480	
Settling Time	msec		10	30
Output Impedance	$\Omega$		50	
Phase Noise @1kHz offset	dBc / Hz		-80	-70
Phase Noise @10kHz offset	dBc / Hz		-98	-93
Phase Noise @100kHz offset	dBc / Hz		-121	-116
Phase Noise @1MHz offset	dBc / Hz		-140	-135
2nd Harmonic Suppression	dBc		-23	-15
Sideband Spurious Suppression	dBc			-85
Reference (input frequency)	MHz	5		100
Reference (input level)	dBm	-5		+5
VCO Power Supply (Vcc) Voltage	Vdc		5	
VCO Power Supply (Vcc) Current	mA		22	30
PLL Power Supply (Vcp) Voltage	Vdc		5	
PLL Power Supply (Vcp) Current	mA		5	10
Operating Temperature Range	$^{\circ}\text{C}$	-40		+85