



Features and Benefits

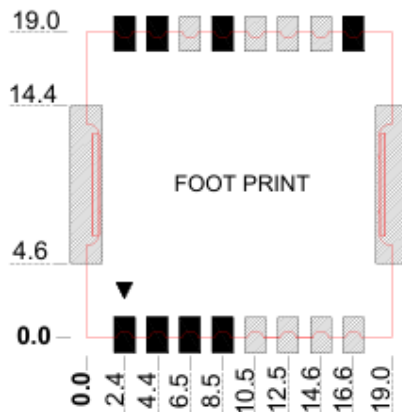
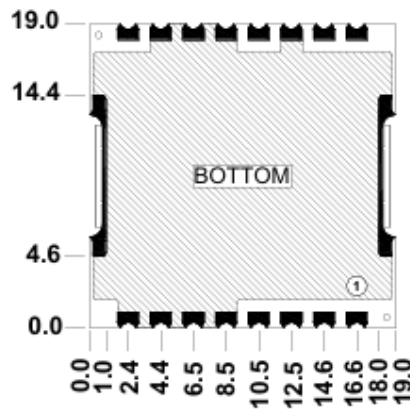
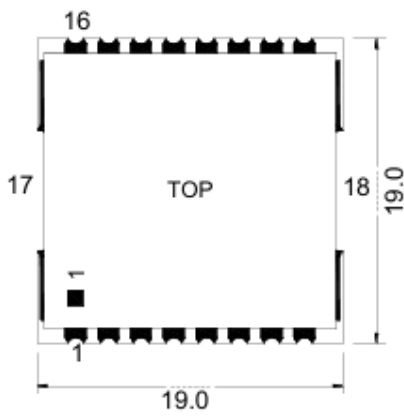
- Frequency Range: 1950-2140MHz
- Supply Voltage: 5.0V
- Current: 25mA Max.
- 3 wire serial integer PLL
- Output power: +5.0dBm Max.
- Phase noise: -94dBc/Hz@10KHz
- Operating temperature: -40°C--+85°C
- Size: 19.0x19.0x5.8mm
- Package type: SMD

Typical Applications

- SATCOM radio link
- Point-to-Point radio
- Receiver
- MMDS
- Test Equipment
- WiMAX
- Radar

Mechanical Drawing & Pin Connections

Drawing No: MD240072-1



Pin Connections:

Pin	Function
1	CLK
2	DATA
3	LE
4	Ref. IN
5-8	GND
9	VCC(VCO)
10-12	GND
13	RF Out
14	GND
15	Vcp(PLL)
16	Lock Detect
17&18	GND

Unit in mm
1mm = 0.0394 inches



Specifications

Parameter	Units	Min.	Typical	Max.
Operating Frequency Range	MHz	1950		2140
Output Power	dBm	+1.0	+3.0	+5.0
Step Size	KHz		200	
Settling Time	msec		10	30
Output Impedance	Ω		50	
Phase Noise @1kHz offset	dBc / Hz		-70	-65
Phase Noise @10kHz offset	dBc / Hz		-94	-89
Phase Noise @100kHz offset	dBc / Hz		-119	-114
Phase Noise @1MHz offset	dBc / Hz		-140	-135
2nd Harmonic Suppression	dBc		-29	-20
Sideband Spurious Suppression	dBc			-80
Reference (input frequency)	MHz	5		100
Reference (input level)	dBm	-5		+5
VCO Power Supply (Vcc) Voltage	Vdc		5	
VCO Power Supply (Vcc) Current	mA		17	25
PLL Power Supply (Vcp) Voltage	Vdc		5	
PLL Power Supply (Vcp) Current	mA		5	10
Operating Temperature Range	$^{\circ}\text{C}$	-40		+85