



### Features and Benefits

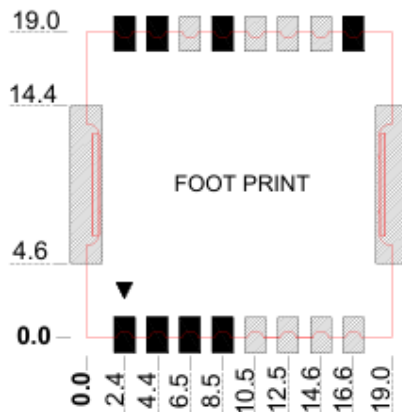
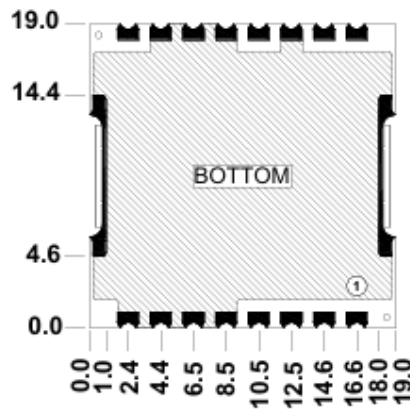
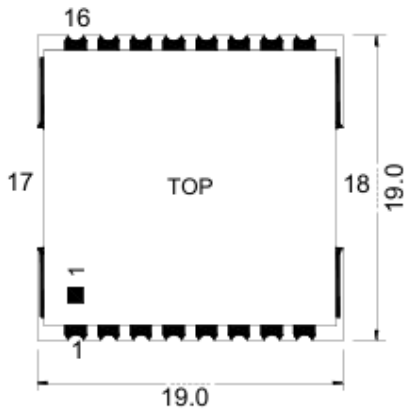
Frequency Range: 2040-2100MHz  
Supply Voltage: 5.0V  
Current: 25mA Max.  
3 wire serial integer PLL  
Output power: +5.0dBm Max.  
Phase noise: -101dBc/Hz@10KHz  
Operating temperature: -40°C--+85°C  
Size: 19.0x19.0x5.8mm  
Package type: SMD

### Typical Applications

SATCOM radio link  
Point-to-Point radio  
Receiver  
MMDS  
Test Equipment  
WiMAX  
Radar

### Mechanical Drawing & Pin Connections

Drawing No: MD240072-1



#### Pin Connections:

Pin	Function
1	CLK
2	DATA
3	LE
4	Ref. IN
5-8	GND
9	VCC(VCO)
10-12	GND
13	RF Out
14	GND
15	Vcp(PLL)
16	Lock Detect
17&18	GND

Unit in mm  
1mm = 0.0394 inches



## Specifications

Parameter	Units	Min.	Typical	Max.
Operating Frequency Range	MHz	2040		2100
Output Power	dBm	+1.0	+3.0	+5.0
Step Size	KHz		100	
Settling Time	msec		10	30
Output Impedance	$\Omega$		50	
Phase Noise @1kHz offset	dBc / Hz		-72	-67
Phase Noise @10kHz offset	dBc / Hz		-101	-96
Phase Noise @100kHz offset	dBc / Hz		-124	-119
Phase Noise @1MHz offset	dBc / Hz		-143	-138
2nd Harmonic Suppression	dBc		-23	-15
Sideband Spurious Suppression	dBc			-80
Reference (input frequency)	MHz	5		100
Reference (input level)	dBm	-5		+5
VCO Power Supply (Vcc) Voltage	Vdc		5	
VCO Power Supply (Vcc) Current	mA		17	25
PLL Power Supply (Vcp) Voltage	Vdc		5	
PLL Power Supply (Vcp) Current	mA		5	10
Operating Temperature Range	$^{\circ}\text{C}$	-40		+85