



Features and Benefits

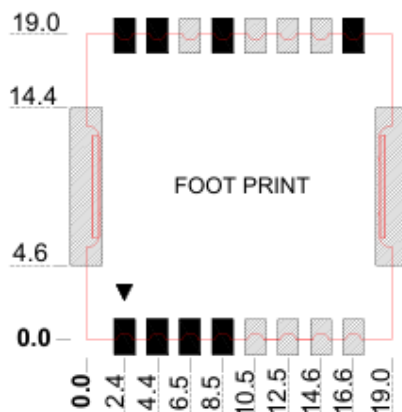
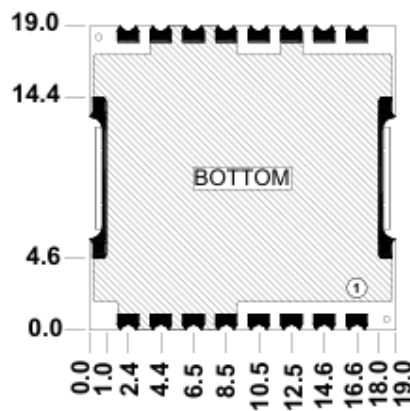
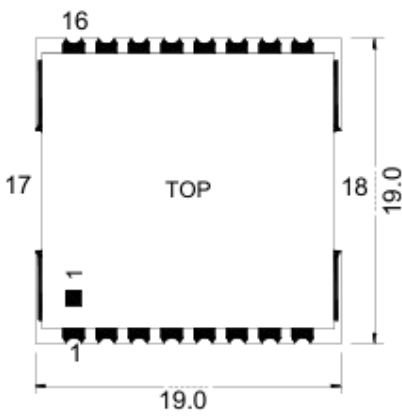
Frequency Range: 2739-2815MHz
Supply Voltage: 5.0V
Current: 25mA Max.
3 wire serial integer PLL
Output power: +2.0dBm Max.
Phase noise: -91dBc/Hz@10KHz
Operating temperature: -40°C--+85°C
Size: 19.0x19.0x5.8mm
Package type: SMD

Typical Applications

SATCOM radio link
Point-to-Point radio
Receiver
MMDS
Test Equipment
WiMAX
Radar

Mechanical Drawing & Pin Connections

Drawing No: MD240072-1



Pin Connections:

Pin	Function
1	CLK
2	DATA
3	LE
4	Ref. IN
5-8	GND
9	VCC(VCO)
10-12	GND
13	RF Out
14	GND
15	Vcp(PLL)
16	Lock Detect
17&18	GND

Unit in mm
1mm = 0.0394 inches



Specifications

Parameter	Units	Min.	Typical	Max.
Operating Frequency Range	MHz	2739		2815
Output Power	dBm	-2.0	0.0	+2.0
Step Size	KHz		50	
Settling Time	msec		10	30
Output Impedance	Ω		50	
Phase Noise @1kHz offset	dBc / Hz		-62	-57
Phase Noise @10kHz offset	dBc / Hz		-91	-86
Phase Noise @100kHz offset	dBc / Hz		-112	-107
Phase Noise @1MHz offset	dBc / Hz		-132	-127
2nd Harmonic Suppression	dBc		-40	-20
Sideband Spurious Suppression	dBc			-70
Reference (input frequency)	MHz	5		100
Reference (input level)	dBm	-5		+5
VCO Power Supply (Vcc) Voltage	Vdc		5	
VCO Power Supply (Vcc) Current	mA		15	25
PLL Power Supply (Vcp) Voltage	Vdc		5	
PLL Power Supply (Vcp) Current	mA		5	10
Operating Temperature Range	$^{\circ}\text{C}$	-40		+85