



### Features and Benefits

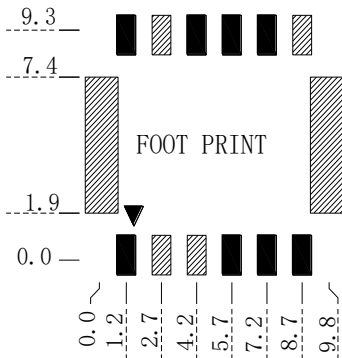
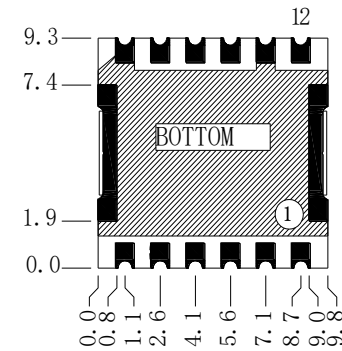
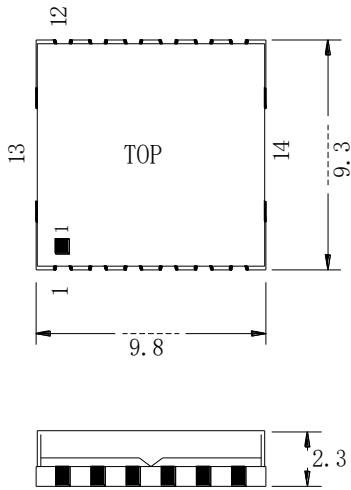
Frequency Range:1480-1580MHz  
Supply Voltage:5.0V  
Current: 25mA Max.  
3 wire serial integer PLL  
Output power: +2.0dBm Max.  
Phase noise: -95dBc/Hz@10KHz  
Operating temperature: -40°C--+85°C  
Size:9.8x9.3x2.3mm

### Typical Applications

Base station  
Cable TV  
Satellite Communications  
UHF radio link

### Mechanical Drawing & Pin Connections

Drawing No: MD240060-1



Pin Connections:

Pin	Function
1	Lock Detect
2&3	N.C.
4	Vcc(VCO)
5	Vcp(PLL)
6	RF Out
7	GND
8	LE
9	DATA
10	CLK
11	GND
12	Ref. In
13&14	GND

Unit in mm  
1mm = 0.0394 inches



### Specifications

Parameter	Units	Min.	Typical	Max.
Operating Frequency Range	MHz	1480		1580
Output Power	dBm	-2.0	0	+2.0
Step Size	KHz		10	
Settling Time	msec		10	30
Output Impedance	$\Omega$		50	
Phase Noise @1kHz offset	dBc / Hz		-69	-64
Phase Noise @10kHz offset	dBc / Hz		-95	-90
Phase Noise @100kHz offset	dBc / Hz		-117	-112
Phase Noise @1MHz offset	dBc / Hz		-137	-135
2nd Harmonic Suppression	dBc		-24	-20
Sideband Spurious Suppression	dBc			-60
Reference (input frequency)	MHz	5		40
Reference (input level)	dBm	-5		+5
VCO Power Supply (Vcc) Voltage	Vdc		5	
VCO Power Supply (Vcc) Current	mA		16	25
PLL Power Supply (Vcp) Voltage	Vdc		5	
PLL Power Supply (Vcp) Current	mA		5	10
Operating Temperature Range	$^{\circ}\text{C}$	-40		+85