



### Features and Benefits

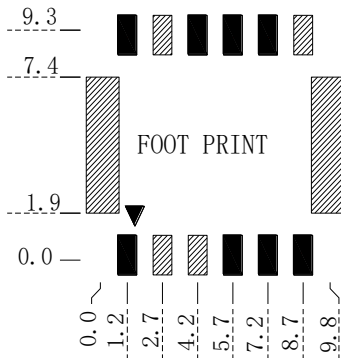
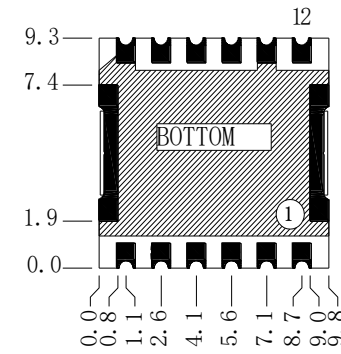
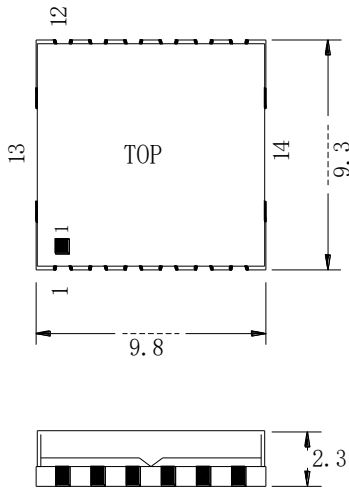
Frequency Range:2035-2055MHz  
Supply Voltage:5.0V  
Current: 40mA Max.  
3 wire serial integer PLL  
Output power: +7.0dBm Max.  
Phase noise: -100dBc/Hz@10KHz  
Operating temperature: -40°C--+85°C  
Size:9.8x9.3x2.3mm

### Typical Applications

Base station  
Cable TV  
Satellite Communications  
UHF radio link

### Mechanical Drawing & Pin Connections

Drawing No: MD240060-1



Pin Connections:

Pin	Function
1	Lock Detect
2&3	N.C.
4	Vcc(VCO)
5	Vcp(PLL)
6	RF Out
7	GND
8	LE
9	DATA
10	CLK
11	GND
12	Ref. In
13&14	GND

Unit in mm  
1mm = 0.0394 inches



### Specifications

Parameter	Units	Min.	Typical	Max.
Operating Frequency Range	MHz	2035		2055
Output Power	dBm	+3.0	+5.0	+7.0
Step Size	KHz		100	
Settling Time	msec		10	30
Output Impedance	Ω		50	
Phase Noise @1kHz offset	dBc / Hz		-72	-67
Phase Noise @10kHz offset	dBc / Hz		-100	-95
Phase Noise @100kHz offset	dBc / Hz		-120	-115
Phase Noise @1MHz offset	dBc / Hz		-140	-135
2nd Harmonic Suppression	dBc		-36	-20
Sideband Spurious Suppression	dBc			-64
Reference (input frequency)	MHz	5		40
Reference (input level)	dBm	-5		+5
VCO Power Supply (Vcc) Voltage	Vdc		5	
VCO Power Supply (Vcc) Current	mA		30	40
PLL Power Supply (Vcp) Voltage	Vdc		5	
PLL Power Supply (Vcp) Current	mA		5	10
Operating Temperature Range	°C	-40		+85