



Features and Benefits

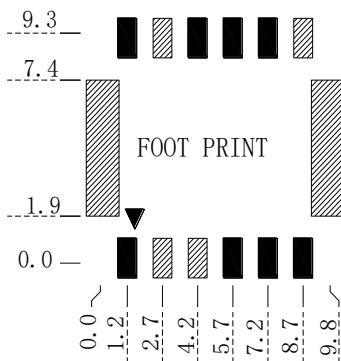
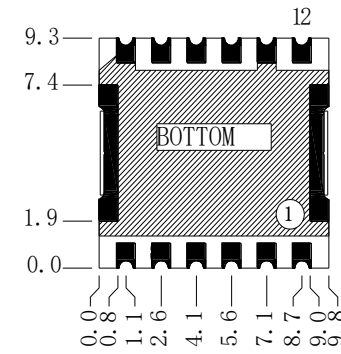
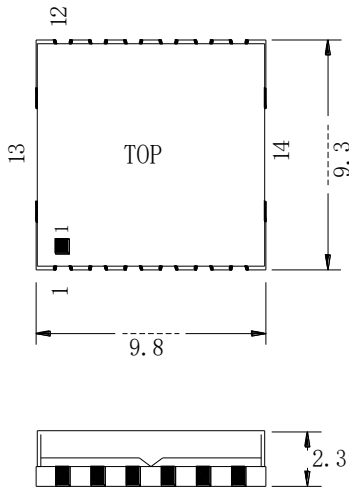
Frequency Range:2150-2170MHz
Supply Voltage:5.0V
Current: 35mA Max.
3 wire serial integer PLL
Output power: +8.0dBm Max.
Phase noise: -98dBc/Hz@10KHz
Operating temperature: -40°C--+85°C
Size:9.8x9.3x2.3mm

Typical Applications

Base station
Cable TV
Satellite Communications
UHF radio link

Mechanical Drawing & Pin Connections

Drawing No: MD240060-1



Pin Connections:

Pin	Function
1	Lock Detect
2&3	N.C.
4	Vcc(VCO)
5	Vcp(PLL)
6	RF Out
7	GND
8	LE
9	DATA
10	CLK
11	GND
12	Ref. In
13&14	GND

Unit in mm
1mm = 0.0394 inches



Specifications

Parameter	Units	Min.	Typical	Max.
Operating Frequency Range	MHz	2150	2160	2170
Output Power	dBm	+4.0	+6.0	+8.0
Step Size	KHz		50	
Settling Time	msec		10	30
Output Impedance	Ω		50	
Phase Noise @1kHz offset	dBc / Hz		-71	-66
Phase Noise @10kHz offset	dBc / Hz		-98	-93
Phase Noise @100kHz offset	dBc / Hz		-121	-116
Phase Noise @1MHz offset	dBc / Hz		-140	-135
2nd Harmonic Suppression	dBc		-25	-20
Sideband Spurious Suppression	dBc			-70
Reference (input frequency)	MHz	5		40
Reference (input level)	dBm	-5		+5
VCO Power Supply (Vcc) Voltage	Vdc		5	
VCO Power Supply (Vcc) Current	mA		28	35
PLL Power Supply (Vcp) Voltage	Vdc		5	
PLL Power Supply (Vcp) Current	mA		5	10
Operating Temperature Range	°C	-40		+85