




Dynamic Engineers Inc.

Website: www.DynamicEngineers.com
 Email: Inquiry@DynamicEngineers.com

J7 C%&/%6 E!((\$A < n!(* \$A < n!5
 440~460MHz SMD VCO_Voltage Controlled Oscillator

Features and Benefits

- Frequency Range: 440-460MHz
- Supply Voltage: 5V
- Current: 27mA Typ.
- Output power: +5dBm Typ.
- Tuning Voltage: 0.5-4.5V
- Phase noise: -115dBc/Hz@10KHz
- Operating temperature: -40°C--+85°C
- Size: 12.7x12.7x3.9mm
- Package type: SMD

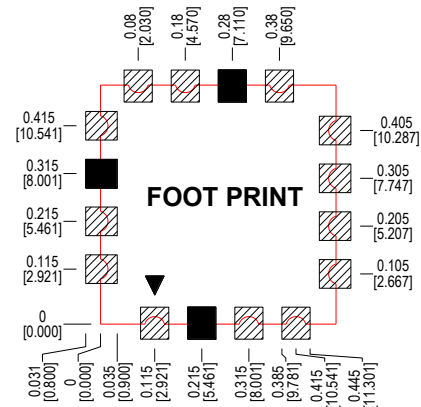
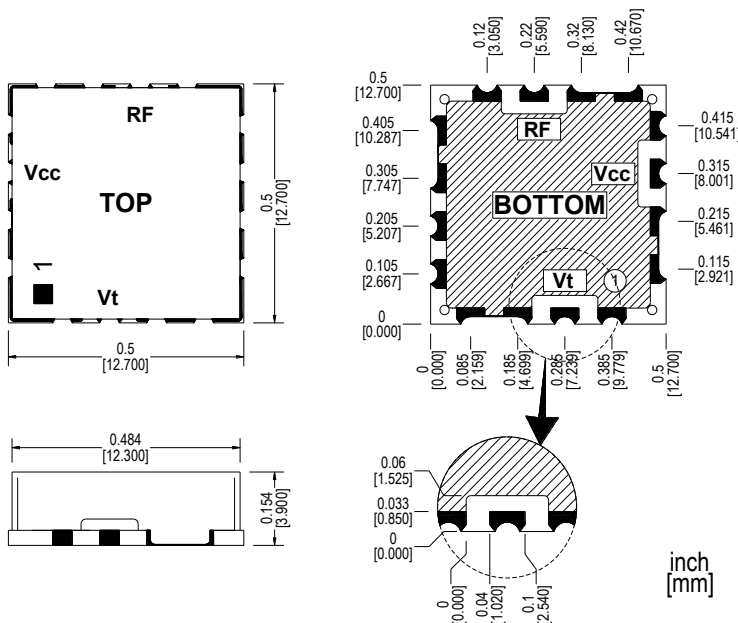


Typical Applications

- SATCOM
- Receiver
- Test Equipment
- Radar
- Point-to-Point
- Radio
- MMDS
- WiMax

Mechanical Drawing & Pin Connections

Drawing No: MD140084-2



PIN CONNECTIONS	
2	Vt
10	RF Out
14	Vcc
Others	GND



Specifications

Parameter		Units	Min.	Typical	Max.
Operating Frequency Range		MHz	440		460
Power Supply (Vcc)	Voltage	Vdc		+5	
	Current	mA		27	
Output Power		dBm		+5	
Output Impedance		Ω		50	
Phase Noise @10kHz offset		dBc / Hz		-115	
Phase Noise @100kHz offset		dBc / Hz		-135	
Tuning Voltage (Vt)		V	0.5		4.5
Tuning Voltage Sensitivity (Kv)		MHz / V		13	
2 nd Harmonic Suppression		dBc		-15	
Pushing Figure		MHz / V		0.5	
Pulling Figure		MHz		0.3	
Input Capacitance		pF		100	
Operating Temperature Range		°C	-40		+85