



Features and Benefits

Frequency range: 15-2100MHz
Output: LVDS
Supply voltage: 3.3V
Current: 90mA Max.
Frequency stability vs. temperature: ± 50 PPM
Operating temperature: -20°C to $+70^{\circ}\text{C}$
Size: 2.5x2x1mm
Package type: SMD

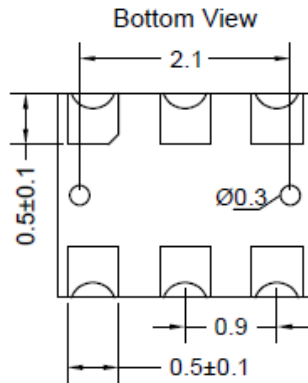
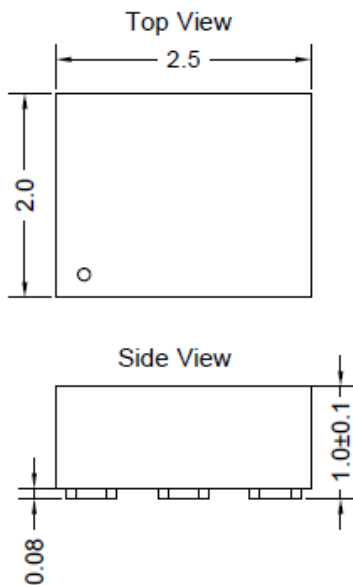


Typical Applications

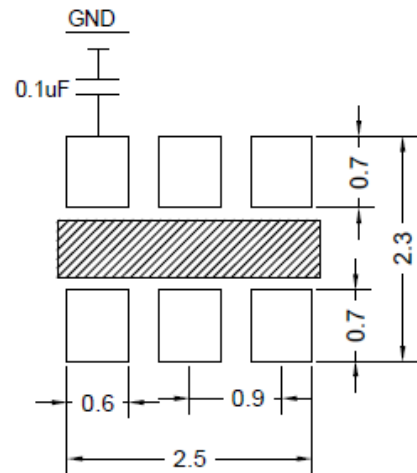
Defense Systems
Mobile Radar Station
Gigabit Ethernet, SONET/SDH
Server & Storage, Data Center
SD/HD Video, FPGA Clock Generation

Mechanical Drawing & Pin Connections

Drawing No: MD240070-1



PIN	Function
#1	Control Voltage
#2	OE
#3	GND
#4	OUTPUT
#5	OUTPUT_N
#6	Supply Voltage



Please keep the middle area blank.
Do not layout any lines in this space.
To ensure optimal oscillator performance, place a by-pass capacitor of 0.1µF as close to the part as possible between Vcc and GND pads

Unit in mm
1mm = 0.0394 inches



Specifications

Oscillator Specification	Sym	Condition	Value			Unit	Note	
			Min.	Typ.	Max.			
Operational Frequency	f ₀		15		2100	MHz		
RF Output								
Output Waveform			LVDS					
Output Level		Output high			1.6	V		
		Output low	0.9			V		
Duty Cycle			45		55	%		
Rise & Fall Time					0.35	ns		
Startup Time					8	ms		
Tri-State (Input to Pin2)		Enable	0.7 V _{cc}			V		
		Disable			0.3 V _{cc}	V		
Power Supply								
Voltage	V _{cc}	±10%		3.3		V		
Supply Current		V _{cc} =3.3V			90	mA		
Stand by Current		V _{cc} =3.3V			90	mA		
Control Voltage								
Control Voltage	V _c	V _{cc} =3.3V	0.3	1.65	3	V		
Pulling Range			±50		±250	ppm		
Linearity					±10	%		
Modulation Bandwidth			5		20	KHz		
V _c Input Impedance			5			Mohm		
Frequency Stability								
Versus Temperature					±50	ppm		
Phase Noise At V _{cc} =3.3V, 873.515MHz Frequency		1KHz		-106		dBc/Hz		
		10KHz		-115				
		100KHz		-123				
		1MHz		-133				
RMS Phase Jitter		Integrated 12KHz-20MHz	150		300	fs		
Period Jitter					50	ps		
Environmental Conditions								
Operating temperature range			-20°C to +70°C					